




As at the Quarter Ending June 30, 2019


Department: Department of Trade and Technical Education and Skills  
 Agency: Central Office  
 Operating Unit: 22 009 0100000  
 Organization Code: 01 - Regular Agency Fund  
 Fund Cluster: 01 - Regular Agency Fund

Classification/Sources of Revenue and Other Receipts	UACS CODE	REVENUE TARGET (Annual) per BESF	Actual Revenue and Other Receipts Collections							Cumulative Remittance/Deposits to Date	Variance		Remarks
			1st Quarter Ending March 31	2nd Quarter Ending June 30	3rd Quarter Ending Sept. 30	4th Quarter Ending Dec. 31	Total	Remittance to BTR	Deposited with AGDB		TOTAL	Amount	
Regular Agency Fund	1	390,000.00	318,981.35	389,747.30	0.00	0.00	708,728.65	708,728.65	0.00	708,728.65	318,728.65	82%	
Non-Revenue Collections/Other Receipts	2	390,000.00	318,981.35	389,747.30	0.00	0.00	708,728.65	708,728.65	0.00	708,728.65	318,728.65	82%	
Cash Receipts	3	390,000.00	318,981.35	389,747.30	0.00	0.00	708,728.65	708,728.65	0.00	708,728.65	318,728.65	82%	
Not Applicable	4	390,000.00	318,981.35	389,747.30	0.00	0.00	708,728.65	708,728.65	0.00	708,728.65	318,728.65	82%	
Pet 1	5	0.00	46,647.08	0.00	0.00	46,647.08	46,647.08	0.00	46,647.08	46,647.08	0.00	0%	
Accd. Receivable	6	0.00	6,630.68	78,375.00	0.00	0.00	85,005.68	85,005.68	0.00	85,005.68	85,005.68	0%	
Other Receivables	7	0.00	0.00	14,067.00	0.00	0.00	14,067.00	14,067.00	0.00	14,067.00	14,067.00	0%	
Advances for Special Disbursing Officer	8	0.00	46,093.96	0.00	0.00	46,093.96	46,093.96	0.00	46,093.96	46,093.96	0.00	0%	
Advances to Officers and Employees	9	0.00	33,841.62	59,218.20	0.00	0.00	93,059.82	93,059.82	0.00	93,059.82	93,059.82	0%	
Government Equity	10	0.00	17,501.00	68,120.50	0.00	0.00	85,621.50	85,621.50	0.00	85,621.50	85,621.50	0%	
Income from Hostels/Dormitories and other Like facilities	11	0.00	55,630.00	43,320.00	0.00	0.00	98,950.00	98,950.00	0.00	98,950.00	(291,050.00)	-75%	
Transportation Allowance (TA)	12	0.00	4,500.00	0.00	0.00	4,500.00	4,500.00	0.00	4,500.00	4,500.00	0.00	0%	
Landline	13	0.00	114.24	0.00	0.00	114.24	114.24	0.00	114.24	114.24	114.24	0%	
Other Professional Services	14	0.00	0.00	52,000.00	0.00	0.00	52,000.00	52,000.00	0.00	52,000.00	52,000.00	0%	
Electricity Expenses	15	0.00	108,022.77	74,646.60	0.00	0.00	182,669.37	182,669.37	0.00	182,669.37	182,669.37	0%	
<b>TOTAL</b>		<b>390,000.00</b>	<b>318,981.35</b>	<b>389,747.30</b>	<b>0.00</b>	<b>0.00</b>	<b>708,728.65</b>	<b>708,728.65</b>	<b>0.00</b>	<b>708,728.65</b>	<b>318,728.65</b>	<b>82%</b>	

Certified Correct:  
  
RICHMOND RYAN D. ALCAZAREN  
 Accountant IV, Officer in Charge  
 Date: \_\_\_\_\_

Recommending Approval:  
  
ADZHAR A. ALBANL CESE  
 Director-in-Charge, FMS  
 Date: \_\_\_\_\_


Approved By:  
  
SIDRO S. LAPENA, PHD, CSEE  
 Head of Agency/Department Secretary  
 Date: \_\_\_\_\_





As at the Quarter Ending June 30, 2019

Department: Department of Trade and Industry  
 Agency: Technical Education and Skills  
 Operating Unit: Central Office  
 Organization Code: 22 009 0100000  
 Fund Cluster: 06 - Business Related Funds

Classification/Sources of Revenue and Other Receipts	UACS CODE	REVENUE TARGET (Annual) per BESF	Actual Revenue and Other Receipts Collections				Total 8=6+7-8+9]	Cumulative Remittance/Deposits to Date	Variance			Remarks
			1st Quarter Ending March 31	2nd Quarter Ending June 30	3rd Quarter Ending Sept. 30	4th Quarter Ending Dec. 31			Remittance to BTR	Deposited with AGDB	TOTAL	
1	2	3	4	5	6	7	9	10	11=(9+10)	12=(8-3)	13=(12/3)	14
Business Related Funds		31,346,700.00	9,794,616.45	10,745,515.31	0.00	0.00	20,540,131.76	20,540,131.76	20,540,131.76	10,806,568.24	-34 %	
Non-Revenue Collections/Other Receipts		31,346,700.00	9,794,616.45	10,745,515.31	0.00	0.00	20,540,131.76	20,540,131.76	20,540,131.76	10,806,568.24	-34 %	
Cash Receipts		31,346,700.00	9,794,616.45	10,745,515.31	0.00	0.00	20,540,131.76	20,540,131.76	20,540,131.76	10,806,568.24	-34 %	
Not Receivable		31,346,700.00	9,794,616.45	10,745,515.31	0.00	0.00	20,540,131.76	20,540,131.76	20,540,131.76	10,806,568.24	-34 %	
Acc Receivable	1030101000	0.00	3,504,612.50	3,751,087.50	0.00	0.00	7,255,700.00	7,255,700.00	7,255,700.00	7,255,700.00	0 %	
Accountable Forms, Plates and Stickers Inventory	1040402000	0.00	1,295,000.00	1,627,500.00	0.00	0.00	2,922,500.00	2,922,500.00	2,922,500.00	2,922,500.00	0 %	
Government Equity	2050299000	0.00	714,000.00	1,783,800.00	0.00	0.00	2,497,800.00	2,497,800.00	2,497,800.00	2,497,800.00	0 %	
Other Service Income	3010101000	0.00	334,500.00	0.00	0.00	0.00	334,500.00	334,500.00	334,500.00	334,500.00	0 %	
Rent/Lease Income	4020199099	17,745,000.00	343,093.03	447,291.85	0.00	0.00	790,384.88	790,384.88	790,384.88	16,954,615.12	-96 %	
Income from Hostels/Dormitories and other Like facilities	4020205000	7,090,650.00	1,778,815.00	1,826,085.00	0.00	0.00	3,604,900.00	3,604,900.00	3,604,900.00	(-3,485,750.00)	-49 %	
Others	4020213000	6,393,450.00	1,769,682.50	1,247,332.50	0.00	0.00	3,017,015.00	3,017,015.00	3,017,015.00	(-3,376,435.00)	-53 %	
Other Business Income	4020221099	0.00	4,613.42	5,548.46	0.00	0.00	10,161.88	10,161.88	10,161.88	(-10,430.00)	-9 %	
TOTAL	4020299099	31,346,700.00	9,794,616.45	10,745,515.31	0.00	0.00	20,540,131.76	20,540,131.76	20,540,131.76	10,806,568.24	-34 %	

Certified Correct:  
  
 RICHMOND RYAN D. ALCAZAREN  
 Accountant IV, Officer in Charge  
 Date: \_\_\_\_\_


Recommending Approval:  
  
 ADZHAR A. ALBANKI, CESE  
 Director-in-Charge, FMS  
 Date: \_\_\_\_\_


Approved By:  
  
 ISIDRO S. LAPENA, PH.D., CSEE  
 Head of Agency/Department Secretary  
 Date: \_\_\_\_\_


As at the Quarter Ending June 30, 2019

Department: Department of Trade  
 Agency: Technical Education  
 Operating Unit: Central Office  
 Organization Code: 22 009 0100000  
 Fund Cluster: 07 - Trust Receipts

Classification/Sources of Revenue and Other Receipts	UACS CODE	REVENUE TARGET (Annual) per BESF	Actual Revenue and Other Receipts Collections				Total 8=[6+(-)7]-8+9]	Cumulative Remittance/Deposits to Date	Variance	Remarks
			1st Quarter Ending March 31	2nd Quarter Ending June 30	3rd Quarter Ending Sept. 30	4th Quarter Ending Dec. 31				
Trust Receipts	1	0.00	106,755.50	5,282,959.20	0.00	0.00	5,389,714.70	5,389,714.70	0.00	
Non-Revenue Collections/Other Receipts	2	0.00	106,755.50	5,282,959.20	0.00	0.00	5,389,714.70	5,389,714.70	0.00	
Cash Receipts		0.00	106,755.50	5,282,959.20	0.00	0.00	5,389,714.70	5,389,714.70	0.00	
Applicable		0.00	106,755.50	5,282,959.20	0.00	0.00	5,389,714.70	5,389,714.70	0.00	
NGAS		0.00	106,755.50	0.00	0.00	0.00	106,755.50	106,755.50	0.00	
Trust Liabilities		0.00	0.00	5,232,959.20	0.00	0.00	5,232,959.20	5,232,959.20	0.00	
Other Service Income		0.00	0.00	50,000.00	0.00	0.00	50,000.00	50,000.00	0.00	
<b>TOTAL</b>		0.00	106,755.50	5,282,959.20	0.00	0.00	5,389,714.70	5,389,714.70	0.00	

Certified Correct:  
  
 RICHMOND RYAN D. ALCAZAREN  
 Accountant IV, Officer in Charge  
 Date: \_\_\_\_\_

Recommending Approval:  
  
 ADZHAR A. ALBANI, CESE  
 Director-in-Charge, FMS  
 Date: \_\_\_\_\_

Approved By:  
  
 ISIDRO S. LAPENA, PH.D., CSEE  
 Head of Agency/Department Secretary  
 Date: \_\_\_\_\_